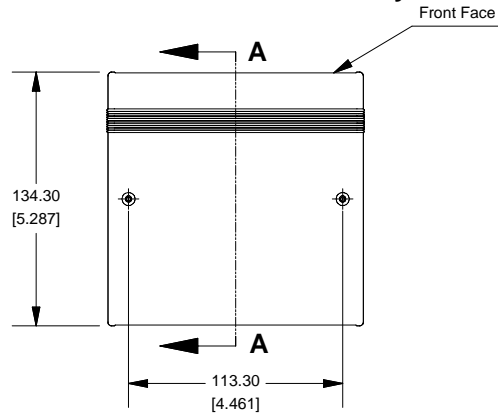
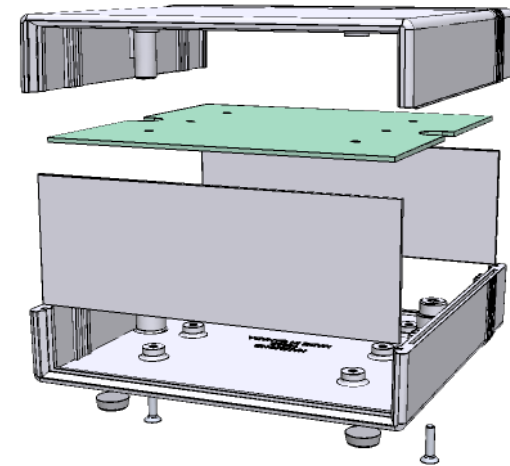
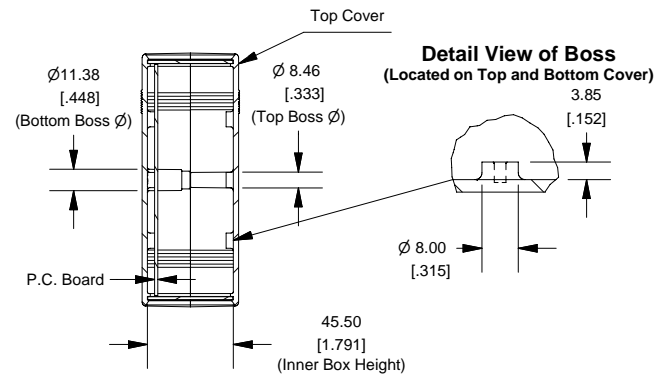


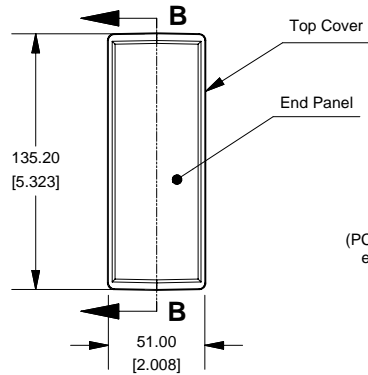
# Bottom View of Assembly



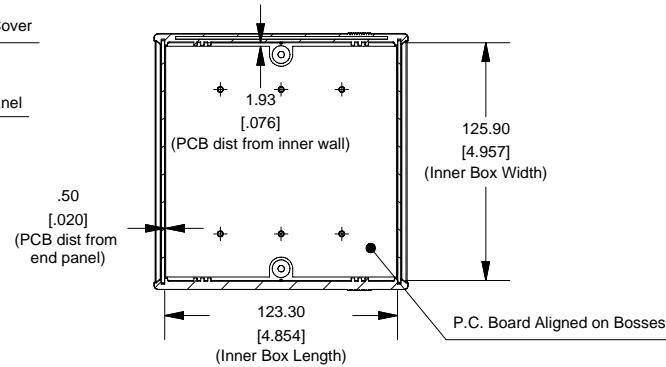
# SECTION A-A (Side View Inside Assembly)



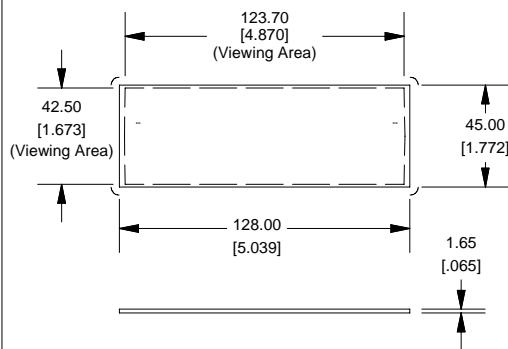
# End View of Assembly



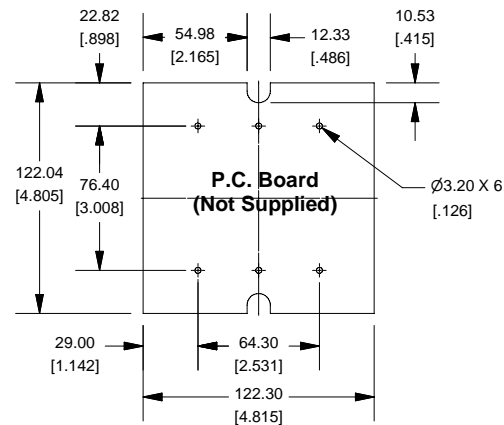
# SECTION B-B (Inside of Bottom Cover)



# Front/Rear Panel (Dashed Line Indicates Viewing Area)



# Maximum P.C. Board Size



Enclosures can be Factory Modified ( Milling, Drilling, Printing etc. )  
Solid models of this enclosure available in STEP or IGES.  
Contact Factory [mjm@hammondmgf.com](mailto:mjm@hammondmgf.com)

## NOTE

Purchased Assembly includes top and bottom cover, front and end aluminum panels (alloy 5052-H32, SPV coating on one side), 2 cover screws, and 4 rubber feet.

## 1598B Instrument Case

### FLAME RETARDANT ABS (UL94-VO)

Black Enclosure with Aluminum Panels	1598BBK
Grey Enclosure with Aluminum Panels	1598BGY
Black EMI/RFI Shielded	1598RBBK

### NON-FLAME RETARDANT GPABS (UL94-HB)

Grey Enclosure with Aluminum Panels	1598BSGY
Grey Enclosure with Black Plastic Panels	1598BSGYPBK

## ACCESSORIES

Black Plastic Panels	1598PLBBK
Rubber Feet (Pkg 24)	1421T2
For 1598 FR-ABS Cover Screws (Pkg 100) [M3 - 0.5 x 10mm]	1591MS100
For 1598 GPABS Cover Screws (Pkg 100) [#4 x 5/8" (15.9mm)]	1591TS100
For Both Models PCB Screws (Pkg 100) [#6 x 1/4" (6.4mm)]	1598ATS100

**HAMMOND  
MANUFACTURING™**

**1598B**

[www.hammondmgf.com](http://www.hammondmgf.com)