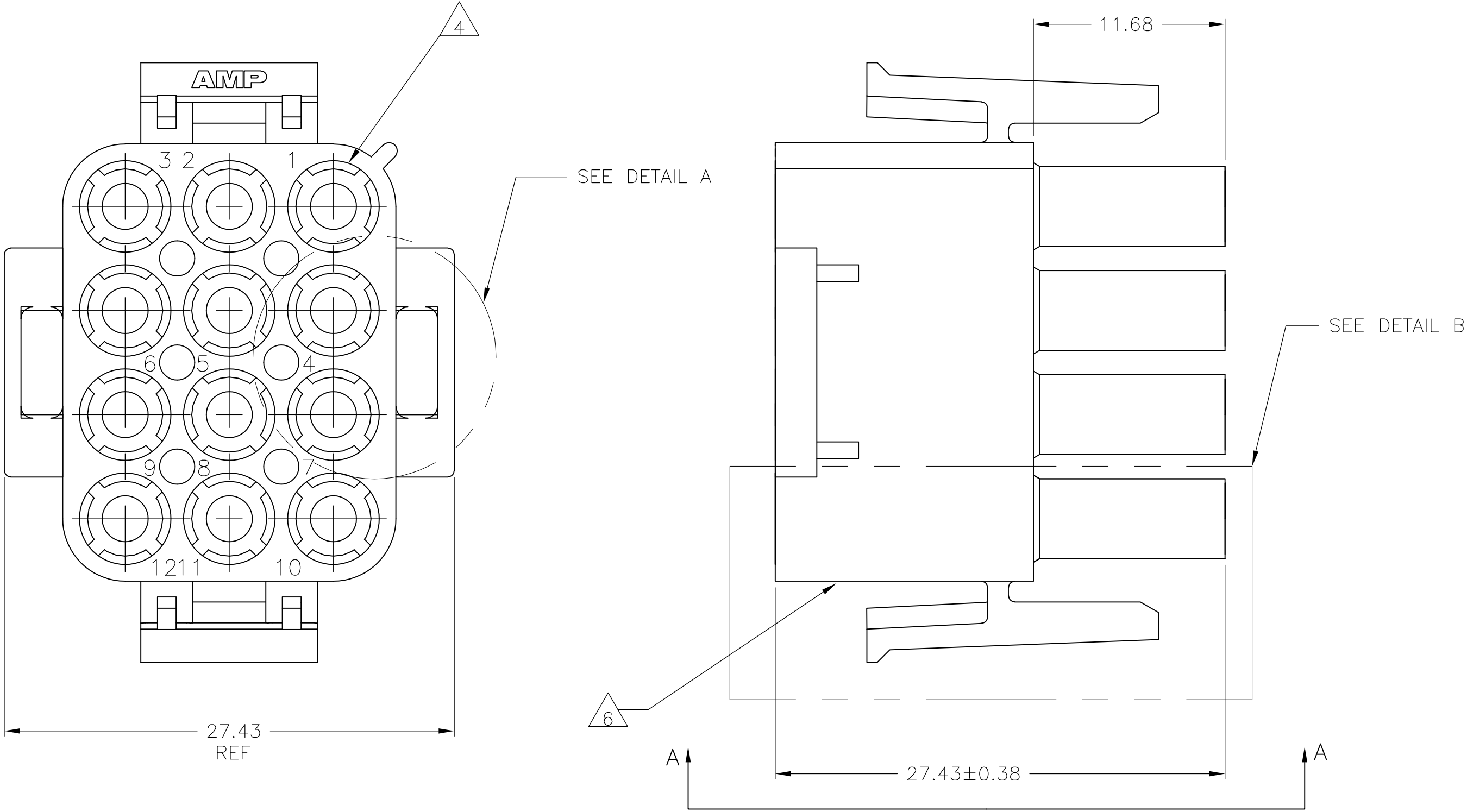
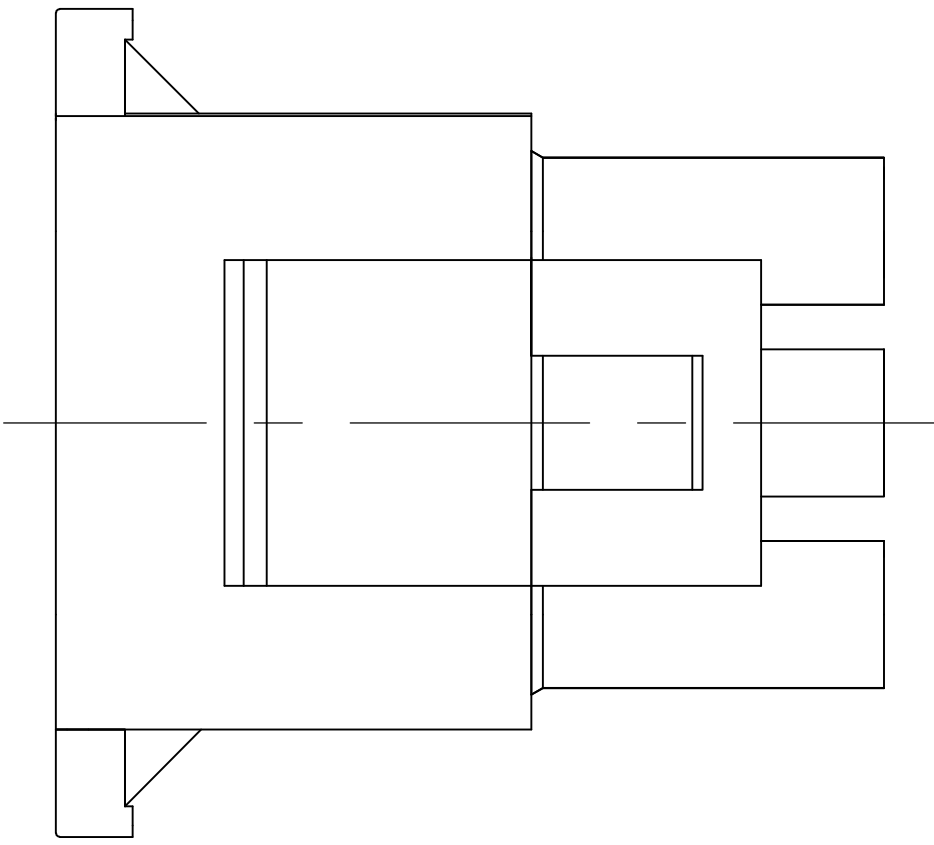


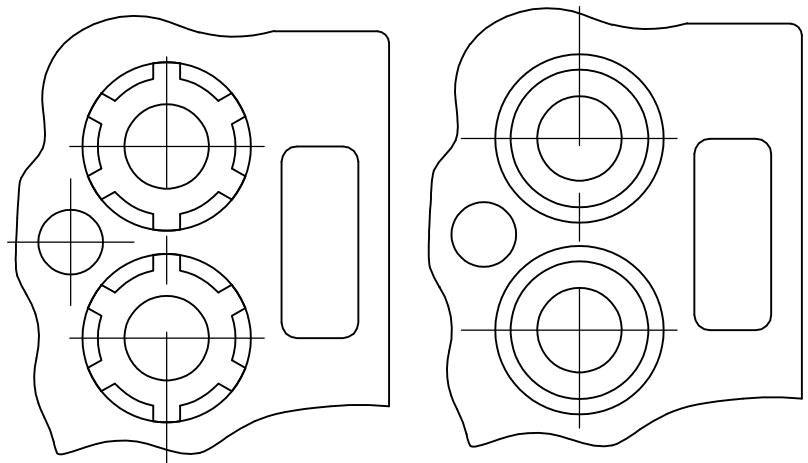
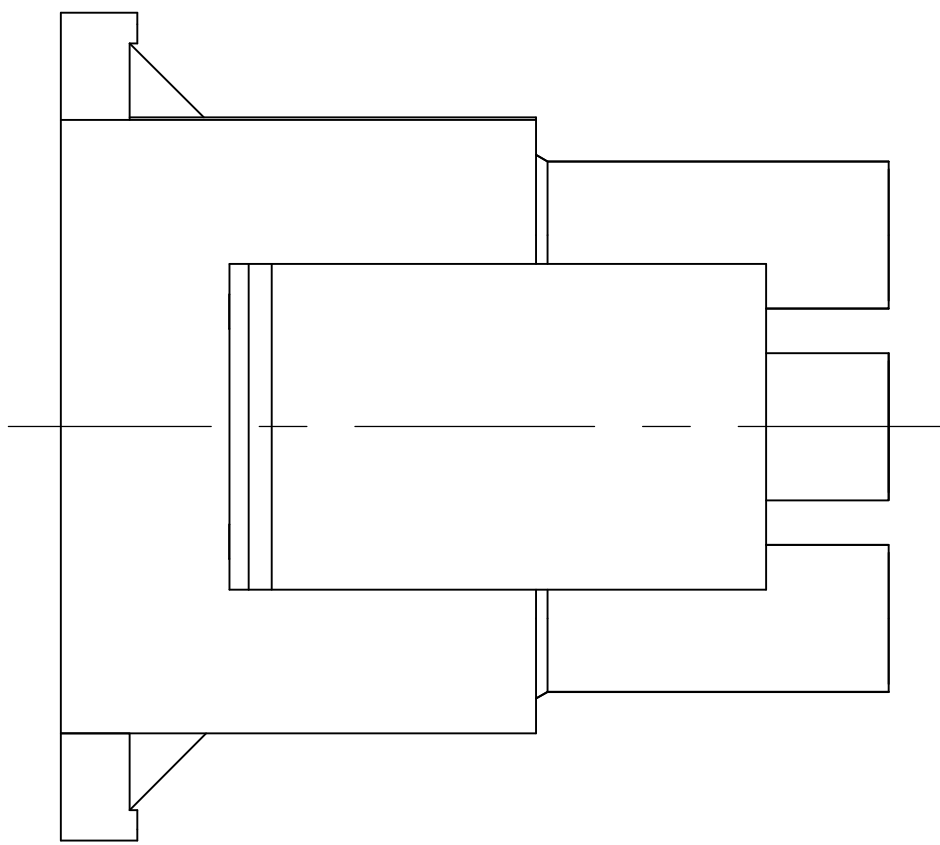
LOC	DIST	REVISIONS				
		F	LTR	DESCRIPTION	DATE	DWN   APVD
CM	53	W		REVISED PER ECO-08-017443	23JUL08	HMR   DC



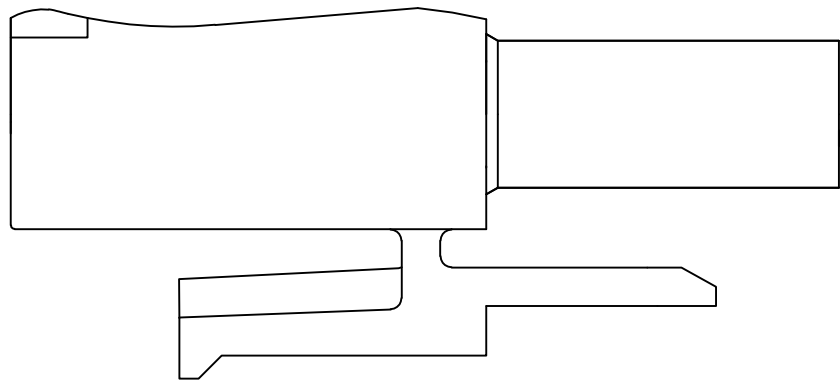
1. MATES WITH APPROPRIATE UNIVERSAL MATE-N-LOK™ CAP OR HEADER.
2. SMALL NICKS ARE PERMITTED ON THE CIRCUIT TOWERS WHICH COULD INCREASE THE INITIAL HOUSING MATING FORCE BY UP TO 4.4 NEWTONS [1.0] LBS. NO INDIVIDUAL NICKED TOWER SHALL INCREASE THIS FORCE BY OVER 2.2 NEWTONS [.5] LBS.
3. DIMENSION INDICATED IS AS MOLDED. ADDITIONAL GROWTH DUE TO SUBSEQUENT MOISTURE ABSORPTION MAY OCCUR.
4. FOUR RIBS EQUALLY SPACED, NO SPECIFIC ORIENTATION, NO RIBS OR SIX RIBS EQUALLY SPACED, NO SPECIFIC ORIENTATION, OPTIONAL.
5. NOT MANUFACTURED IN U.S.
6. UNDERWRITERS RECOGNIZED COMPONENT LOGO AND CSA CERTIFICATION LOGO TO BE LOCATED ONCE ON EACH SIDE OF HOUSING.



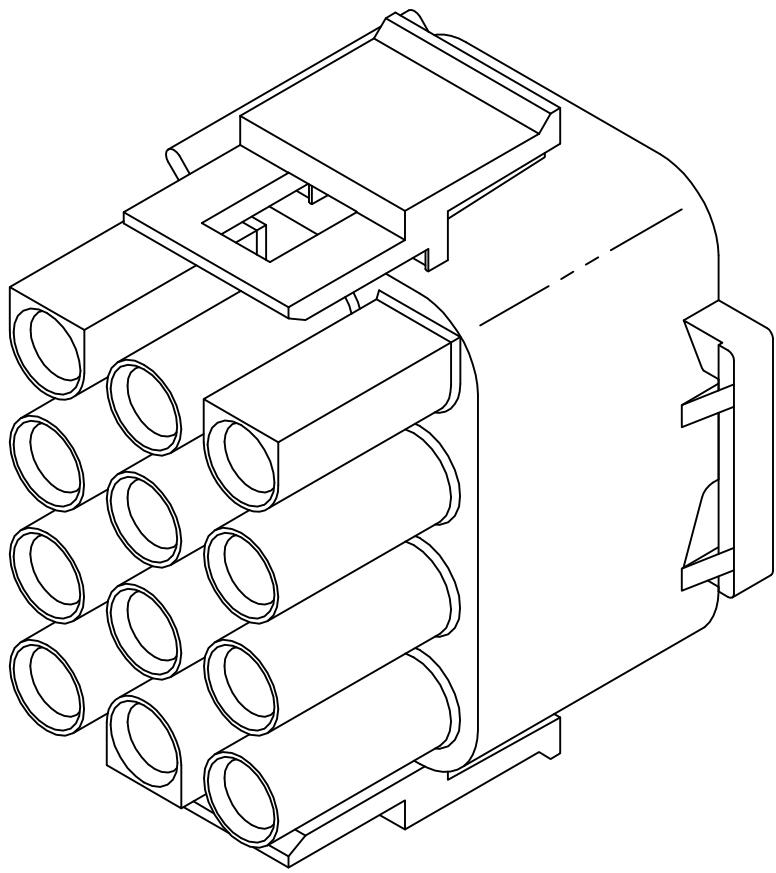
VIEW A—A  
350735-4 ONLY



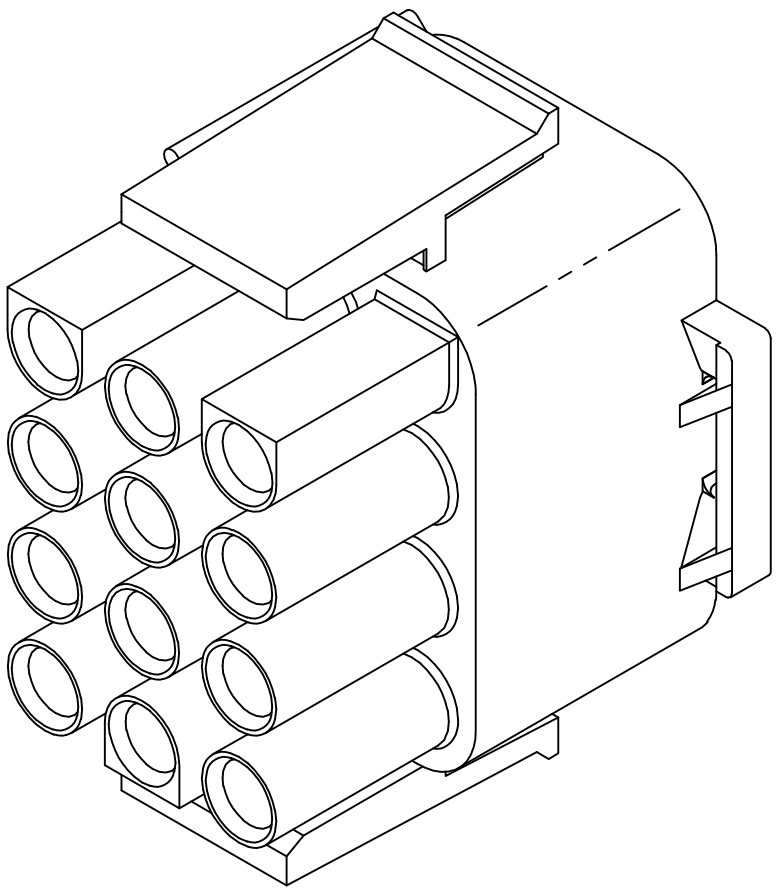
DETAIL A  
OPTIONAL CONSTRUCTION



DETAIL B  
350735-4 ONLY



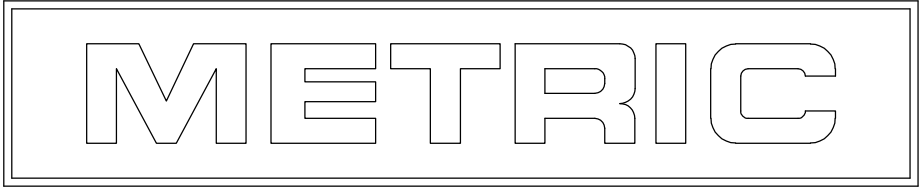
350735-4 3-DIMENSIONAL MODEL  
NOT TO SCALE



3-DIMENSIONAL MODEL  
NOT TO SCALE



27.43	1.080
26.67	1.050
20.32	.800
11.68	.460
0.38	.015
0.13	.005
MM	IN
CONVERSION TABLE	

AMP 4805 REV 31MAR2000



SUPERCEDED BY 1-350735-2

BLACK	1-350735-9
GRAY	1-350735-8
BLUE	1-350735-6
GREEN	1-350735-5
YELLOW	1-350735-4
ORANGE	1-350735-3
RED	1-350735-2
BROWN	1-350735-1
RED	350735-5
5	350735-4
NATURAL	350735-1
COLOR	PART NUMBER

THIS DRAWING IS A CONTROLLED DOCUMENT.		DWN K. WHITAKER 23FEB06	 Tyco Electronics Corporation Harrisburg, PA 17105-3608	
DIMENSIONS: mm		CHK S. RIDGILL 23FEB06	NAME	
TOLERANCES UNLESS OTHERWISE SPECIFIED:		APVD S. RIDGILL 23FEB06	PRODUCT SPEC	
	0 PLC	± -	PLUG, 12 CIRCUIT, UNIVERSAL MATE-N-LOK(TM)	
	1 PLC	± -		
	2 PLC	± 0.13		
	3 PLC	± -		
	4 PLC	± -		
ANGLES		± '30'	SIZE	
FINISH		—	CAGE CODE	
MATERIAL NYLON,UL 94V-0		—	DRAWING NO	
		—	A1 00779 C=350735	
		CUSTOMER DRAWING		RESTRICTED TO
		SCALE 4:1		—
		SHEET 1 OF 1		REV W