


CREALITY

IMAGINATION PLUS


Ender-5 Plus



High-Precision Printing


01 Auto Bed Leveling Pre-Installed

With BL Touch as configured, You just plug them in and start printing! It can precisely measure the tilt of the Bed surface, offers the automatic compensation for Z-axis for unevenness of the platform plate, easy to solve the printing failure caused by the unevenness of the platform and provide reliable operation with all build surfaces.



Printing Resume

Safely protect the power supply, with this function, can help achieving long-time printing.

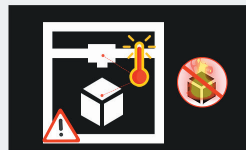


04

Maximum Protection

Creality V2.2 Board

Works with E2/E3 axis motor. Effectively solve the heating problem. Easy operate.



Thermal Runaway Protection

It is protection against the temperature getting out of control. Simple and safe.


Machine Parameters

Model:	Ender-5 Plus
Printing Technology:	FDM fused deposition molding
Build Volume:	350X350X400mm
Print Accuracy:	±0.1mm
Stock Nozzle:	0.4mm
Maximum Hotend Temperature:	≤260°C
Print Platform Max Temperature:	≤110°C
Working Modes:	Online or TF cards are printed offline
File format:	STL, OBJ, AMF
Slicing software:	Creality Cura, Slicer, Simplify3D
Power Parameters:	Input: 100-240V AC; Output: DC 24V 21A; Max 25A;
Power Parameter:	DC 24V 550W Max
Printing Materials:	PLA, ABS, Soft Glue, Wooden, Copper, Containing Gradient, Etc.
Consumables Dia:	1.75mm
Chassis Size (Desk Space Required):	L632*W666*H619
Package Size:	L730*W740*H310
Net Weight:	18.2KG
Gross Weight:	23.8KG




Ender'S Cube Frame

Box design with overhead gantry. A plus size and upgraded version of Ender-5 printer.



Top Frame Features

Dual Y-axis synchronization and equipped with a 42-48 motor. Strong power support and smoother transmission, flexible and reliable.



02

05 Filament End Sensor

To avoid occasional printing errors, you're better off with a sensor that lets you know whenever your filament breaks, runs out, or gets tangled on the spool.



Strong Power Supply

Brand power supply with CE certification. Safe and secure. 500W power support to heat the hot bed up to 100°C within 10mins.

06

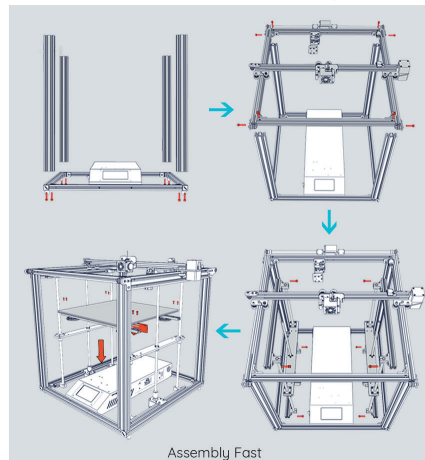
User-friendly / Easy To Use



4.3Inch Touch Screen




Removable Tempered Glass Plates



Assembly Fast


Ultra Large Printing Format

Meet more of your printing requirement. Your idea should not be confined. Achieve better print results and a larger print model at a time.



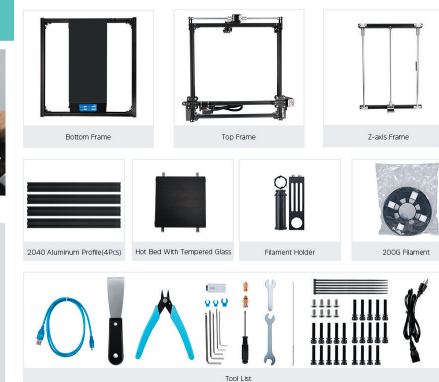
03 Dual Z-Axis

Stable Z-axis: lead screw drive smoothly and steady. Movement of the build plate will be more stable.



Maximum Protection

General List



CREALITY