LEGEND:

5569 - N A * * - * - *

- BASE NUMBER
- CIRCUIT SIZE
- ASSEMBLY
- MOUNTING OPTION (SEE NOTE 6.)
- PLATING (SEE NOTE 2.)
- HOUSING MAT'L. (SEE NOTE 1.)
- PACKAGING (SEE NOTE 4.)

CIRCUIT SIZE	DIM. "A"	DIM. "B"
6	.54 (13.8)	.33 (8.4)
8	.71 (18.0)	.50 (12.6)
10	.87 (22.2)	.66 (16.8)
12	1.04 (26.4)	.83 (21.0)
14	1.20 (30.6)	.99 (25.2)
16	1.37 (34.8)	1.16 (29.4)
18	1.54 (39.0)	1.32 (33.6)
20	1.70 (43.2)	1.49 (37.8)
22	1.87 (47.4)	1.65 (42.0)
24	2.03 (51.6)	1.82 (46.2)

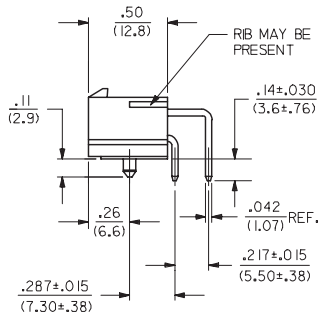

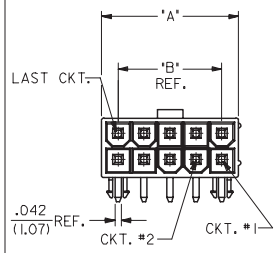

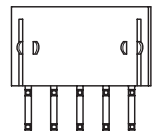

5569-*A2*-*

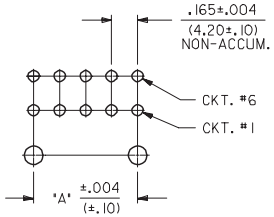

RECOMMENDED HOLE LAYOUT FOR .070/(1.78) MAX. THICK P.C. BOARD VIEWED FROM COMPONENT SIDE

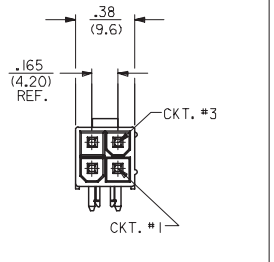



5569-04A2*-*

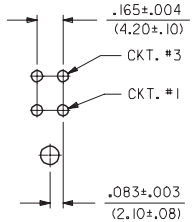

RECOMMENDED HOLE LAYOUT FOR .070/(1.78) MAX. THICK P.C. BOARD VIEWED FROM COMPONENT SIDE

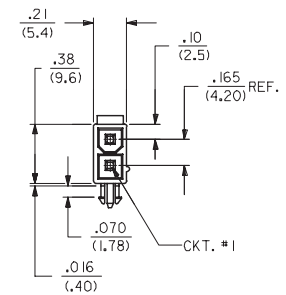

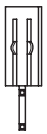

5569-02A2*-*

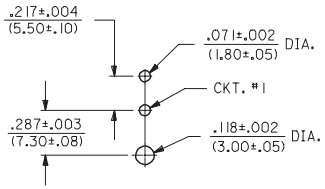

RECOMMENDED HOLE LAYOUT FOR .070/(1.78) MAX. THICK P.C. BOARD VIEWED FROM COMPONENT SIDE

NOTES:

1) MATERIAL:
   HOUSING:
   "BLANK" = NYLON (PA66), UNFILLED, UL94V-2, COLOR: NATURAL
   "100" = NYLON (PA66), UNFILLED, UL94V-2, COLOR: BLACK
   "BL" = NYLON (PA66), UNFILLED, UL94V-2, COLOR: BLACK
   "210" = NYLON (PA66), UNFILLED, UL94V-0, COLOR: NATURAL
   "400" = NYLON (PA66), UNFILLED, UL94V-0, COLOR: BLACK
   TERMINAL:
   BRASS ALLOY
2) FINISH (PLATING):
   "BLANK" = .000200/(0.00508) MIN. BRIGHT TIN OVER .000100/(0.00254) MIN. COPPER
   "G" = .000030/(0.00076) MIN. GOLD OVER .000050/(0.00127) MIN. NICKEL
   "G2" = .000015/(0.00038) MIN. GOLD OVER .000030/(0.00076) MIN. NICKEL
   "G3" = .000050/(0.00127) MIN. GOLD OVER .000050/(0.00127) MIN. NICKEL
   "*GS" = .000030/(0.00076) MIN. SELECT GOLD OVER .000100/(0.00254) MIN.SELECT MATTE TIN OVER .000050/(0.00127) MIN. NICKEL OVERALL
   "*GS2" = .000015/(0.00038) MIN. SELECT GOLD OVER .000100/(0.00254) MIN.SELECT MATTE TIN OVER .000050/(0.00127) MIN. NICKEL OVERALL
   "*GS3" = .000050/(0.00127) MIN. SELECT GOLD OVER .000100/(0.00254) MIN.SELECT MATTE TIN OVER .000050/(0.00127) MIN. NICKEL OVERALL
   "S" = .000100/(0.00254) MIN. BRIGHT TIN OVER .000050/(0.00127) MIN. NICKEL
   *THE PRIMARY SHIPPING CARTON WILL BE LABELED "COMPLIANT TO RoHS DIRECTIVE 2002/95/EC AND ELV ANNEX II OF DIRECTIVE 2000/53/EC", CARTONS WITHOUT THIS LABEL MAY CONTAIN PRODUCT WITH TIN-LEAD PLATING.
3) PRODUCT SPECIFICATION: SHOWN IN CHART AT RIGHT
4) PACKAGING:
   "BLANK" = BULK PACKED PER PK-5569-002
   "T" = TRAY PACKED PER PK-5569-003
5) PART MATES WITH MINI-FIT JR. RECEPTACLE SERIES 5557.
6) MOUNTING OPTIONS:
   1 = SCREW MOUNT (SEE SD-5569-NA* SERIES DRAWING)
   2 = PEG MOUNT
7) DISCOLORATION IN THE BANDOLIER CARRIER AREA OF THE PIN IS INHERENT TO THE PLATING PROCESS AND IS DUE TO THE MASKING EFFECT OF THE CARRIER. THIS DISCOLORATION IS IN A NON-FUNCTIONAL AREA OF THE PIN AND WILL NOT AFFECT THE PERFORMANCE OF THE HEADER ASSEMBLY.
8) PART CONFORMS TO CLASS "B" REQUIREMENTS OF COSMETIC SPECIFICATION PS-45499-002.
9) CONNECTORS ARE NOT TO BE MATED AND UNMATED WHILE CIRCUITS ARE LIVE.
10) PARTS ARE NOT DESIGNED FOR CURRENT SHARING.

ENG. NO.	PROD. SPEC. NO.
5569-**A2S-BL	PS-5556-001
5569-**A2G3-BL	PS-5556-001
5569-**A2G2-BL	PS-5556-001
5569-**A2G-BL	PS-5556-001
5569-**A2-BL	PS-5556-001
5569-**A2G3 & -**A2G3-210	PS-5556-001
5569-**A2S & -**A2S-210	PS-5556-001
5569-**A2GS3 & -**A2GS3-210	PS-5556-001
5569-**A2GS2 & -**A2GS2-210	PS-5556-001
5569-**A2GS & -**A2GS-210	PS-5556-001
5569-**A2G2 & -**A2G2-210	PS-5556-001
5569-**A2G & -**A2G-210	PS-5556-001
5569-**A2 & -**A2-210	PS-5556-001

PRODUCT SPEC. CHART

SHT.	SOFTWARE	REV.
2-6	GENERAL DOCS.	L
1	ME10	L

REV	DESCRIPTION
L	ADD RIB TO SIDE VIEW EC NO: UCP2007-2432 DRWN:SCHMIDT 2007/05/03 CHKD:ADERR 2007/05/04 APPR:FSMITH 2007/05/07

QUALITY SYMBOLS: ▼=0 (C)=0

GENERAL TOLERANCES (UNLESS SPECIFIED)

	mm	INCH
4 PLACES	± ---	± ---
3 PLACES	± ---	± .010
2 PLACES	± .25	± .015
1 PLACE	± .38	± ---
ANGULAR ±1/2°		

DRAFT WHERE APPLICABLE MUST REMAIN WITHIN DIMENSIONS

DIMENSION STYLE: IN/MM
SCALE: 4:1
DESIGN UNITS: METRIC
THIRD ANGLE PROJECTION

DRAWN BY: RJF DATE: 1988/02/16
CHECKED BY: GT DATE: 1988/02/16
APPROVED BY: RAS DATE: 1988/02/16

TITLE: MINI-FIT JR RIGHT ANGLE HEADER ASSEMBLIES WITH MOUNTING PEGS

MOLEX INCORPORATED

MATERIAL NO.: SEE CHART
DOCUMENT NO.: SDA-5569-NA2*-*
SHEET NO.: 1 OF 6
SIZE: C

THIS DRAWING CONTAINS INFORMATION THAT IS PROPRIETARY TO MOLEX INCORPORATED AND SHOULD NOT BE USED WITHOUT WRITTEN PERMISSION