

ESPE-2424-W2E

- premium quality plug type 24 V power supply

FEATURES:

- compact design
- high power output
- premium class design
- safe and reliable power source
- high efficiency and Energy Star Level VI compliance
- no load power consumption 0.075 W

APPLICATIONS:

- consumer electronics
- office equipment
- general purpose
- computer devices
- home and building automation
- security and monitoring systems
- POS, POI equipment

ESPE-2424-W2E is a compact and efficient 24-watt wall-mounted style plug type power unit for various types of electronic devices. It is based on high quality electronic components that allow continuous, long-lasting work in all conditions. It is reliable, fully secured and stable. It provides high efficiency and excellent specification.



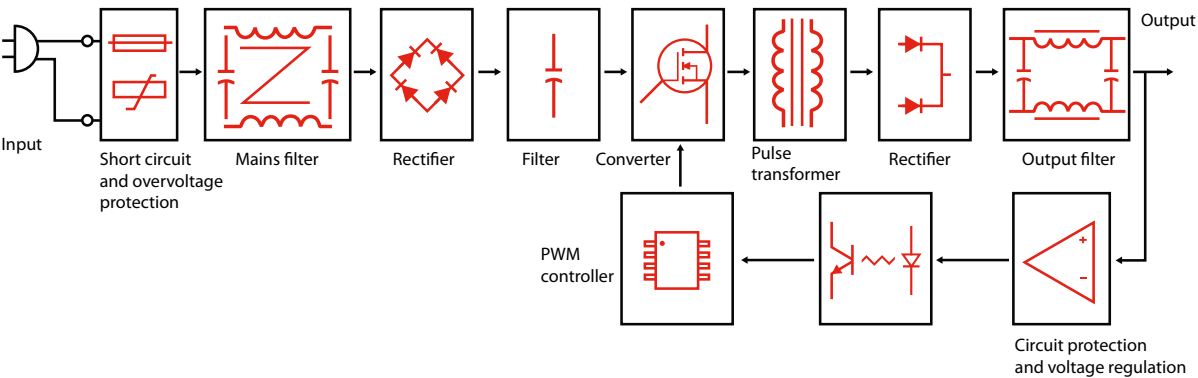
TECHNICAL SPECIFICATION

Group	Parameter	Value	Conditions
Input	Rated input voltage	100-240 VAC	
	Input voltage range	90-264 VAC	
	Mains frequency range	47-63 Hz	
	AC current (max.)	0.6 A	At 100 VAC and full load
	Inrush current (max.)	40 A	
	No load power consumption	0.075 W	
	Input leakage current (max.)	0.25 mA	At 264 VAC
Output	Power factor correction	No	
	Rated output voltage	24 V	
	Rated output power	24 W	
	Rated output current	1 A	
	Efficiency	86%	At 230 VAC
	Efficiency compliance	Energy Star Compliance Level VI	
	Line regulation	±3%	
	Load regulation	±5%	
	Ripple and noise	300 mVp-p	At 100 VAC
	Minimal output current	No	
	Hold up time (max.)	5 ms	At 100 VAC and full load
Environmental	DC voltage rise time (max.)	40 ms	At 100 VAC and full load
	Turn on delay time (max.)	3 s	At 100 VAC and full load
	Working temperature	0 to +40°C	
	Working humidity	25% to 75% RH	40°C
Protection	Storage temperature	-10°C to +80°C	
	Cooling method	Free air circulation	
	Short circuit	Yes	
	Overcurrent	Yes	
Safety and EMC	Output overvoltage	Yes	
	Automatic recovery on fault remove	Yes	
	Withstand isolation voltage	3 kVAC (input to output)	5 mA, 1 min
	Isolation resistance	100 MΩ	500 VDC
Mechanical and features	Isolation class	2	
	Safety compliance	EN60950-1	
	EMC compliance	EN55022 class B	
	Marking	RoHS, CE	
	Enclosure	Black ABS plastic	
	Size	76.5 × 34 × 43 mm	L × W × H
	Weight	120 g	
	Output connector	DC Jack 2.1 × 5.5 × 11.5 mm	Plus in the middle
	Input connector	EU 2-pole plug	
	Output cable	1.2 m	0.52 mm ²
Mechanical and features	Single package	104 × 61 × 82 mm	
	Packing	545 × 430 × 145 mm	50 pieces
	Manufacturing	China	
	Warranty	3 years	

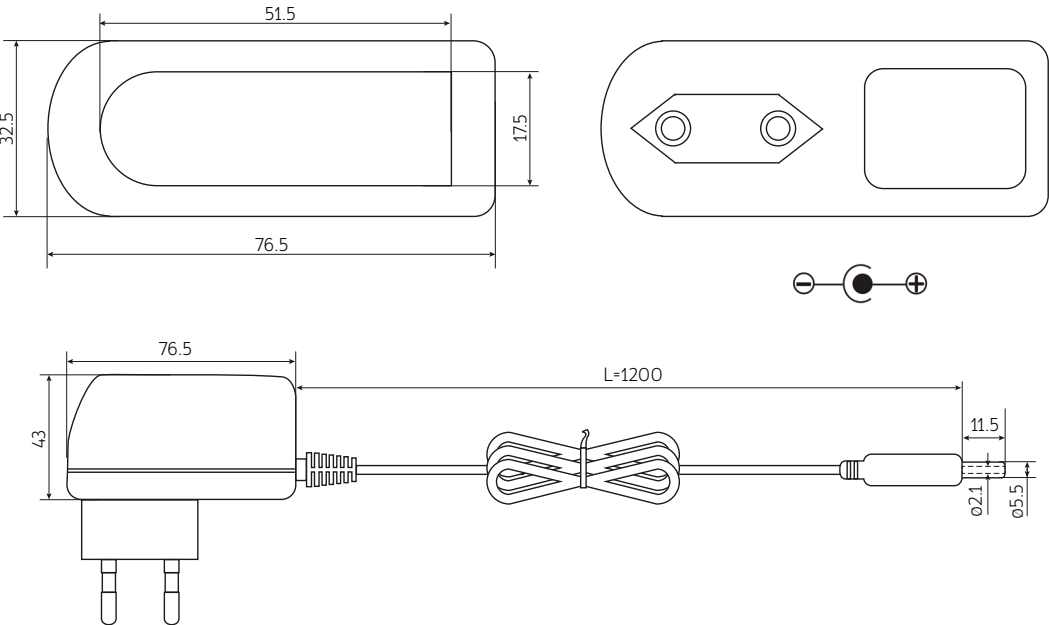
Notes:

Unless otherwise stated, all parameters are specified at 230 VAC input voltage, 50 Hz, ambient temperature 25°C and relative humidity 70% for rated load output. The values of parameters related to the output voltage regulation is measured from low to high line or for load changes from 0 to 100%, respectively. The power supply is considered as an independent unit, but the final equipment still need to reconfirm that the whole system complies with the EMC directives. If the PSU is installed in the final device as a subassembly, the tests should be repeated to verify that the system has been met compliance. Detailed technical data are available on request.

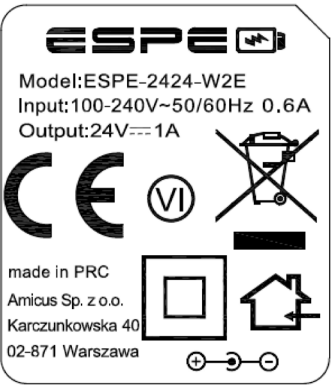
BLOCK DIAGRAM



MECHANICAL SPECIFICATION



PRODUCT LABEL



- Legend to the label icons:
- - II safety class: no grounding is required, no dangerous voltage even in an emergency situation will appear on output
 - 🏠 - power supply intended for indoor use only
 - Ⓥ - high efficiency and low no load power consumption, meeting the requirements of Energy Star Compliance Level 6
 - ⊕ - polarization: plus in the middle, minus outside
 - 🗑️ - the product must not be disposed of in normal waste containers

MARKING SYSTEM

- ESPE-2424-W2E**
- Mains plug **W2E**
 - Rated output voltage **24 V**
 - Output power **24 W**
 - Family **ESPE**

OTHER POWER SUPPLIES IN THIS SERIES

Model	ESPE-1224-W2E	ESPE-2424-W2E
Rated output voltage	24 V	24 V
Rated output current	0.5 A	1 A
Rated output power	12 W	24 W